



ASBK.COM.AU f t i y

Winton Motor Raceway : OFFICIAL TEST : April 11 & 12

SUPERSPORT

Wednesday Practice 2

Date: 12/04/17
 Event: P18
 Weather: Sunny - 20.4C
 Track: Dry - 38.5C

Started at: 12:00:03
 Laps: 30 Min
 Starters: 15
 Printed at: 12:34

CLASSIFICATION

Pos	No	Name	Machine	Fastest Lap	On Lap	Behind Prev	Behind Leader	Top Speed
1	5	Ted COLLINS (VIC) / Saint Unbreakable / Magnum Welders	Suzuki GSX-R	1:24.040	8 of 8			219
2	12	Mark CHIODO (VIC) / Repsol GAS Racing / Alpinestars / Bell Helmets / Dunlop Tyres / SBS	Triumph 675R	1:24.328	7 of 8	.288	.288	216
3	82	Chris QUINN (NSW) / Coopers HXR Yamaha / Dunlop / Shark Helmets / Ipone / Channon Tavern	Yamaha YZF-R6	1:24.622	14 of 14	.294	.582	213
4	64	Sam CONDON (NSW) / Bikebiz / Pirelli / Motul / Shark Helmet / Berik / GB Racing	Yamaha YZF-R6	1:24.907	7 of 13	.285	.867	214
5	53	Mason COOTE (VIC) / Aark Racing / Consent 2 Go / Kabuto / Spidi / Motul / Pirelli	Yamaha YZF-R6	1:25.272	4 of 9	.365	1.232	218
6	21	Samuel LAMBERT (NT)	Yamaha YZF-R6	1:25.364	8 of 10	.092	1.324	211
7	27	Nic LIMINTON (SA) / Race Center / YRD / Arai / Ricondi / Speedangle	Yamaha YZF-R6	1:25.690	17 of 17	.326	1.650	213
8	31	John HUNT (SA)	Suzuki GSX-R	1:25.911	13 of 19	.221	1.871	212
9	56	Jimmy BROADBENT (NSW) / Kawasaki BCperformance Junior Team	Kawasaki ZX6R	1:27.353	5 of 16	1.442	3.313	213
10	70	Sam MULDOON (NSW) / Proworx Racing / Twin Connect / Mick Muldoon M-cycles / PROWORX	Kawasaki ZX6R	1:27.371	14 of 18	.018	3.331	211
11	47	Giuseppe SCARCELLA (NSW) / Scarcella Racing / Held Aust. / X Lite / Kawasaki Connection / Kawasaki Aust.	Kawasaki ZX6R	1:27.953	3 of 12	.582	3.913	215
12	7	Tom TOPARIS (NSW) / Cube Racing / Australian Outdoor Living / Motul / Pirelli / Sprint Filter	Kawasaki ZX6R	1:28.075	13 of 13	.122	4.035	213
13	18	Joel RHODES (NSW) / Bikebiz / Pathway Communications / Karbon Property	Yamaha YZF-R6	1:28.661	16 of 17	.586	4.621	208
14	29	Patrick LI (NSW)	Kawasaki ZX6R	1:29.482	7 of 14	.821	5.442	209
15	46	Aidan HAYES (NSW) / Hayes Johnston Pty Ltd Chartered Accountants / Hayes Electrical	Yamaha YZF-R6	1:29.837	10 of 14	.355	5.797	205

New best lap for SS class - Previous: 1:24.550 by Sam CLARKE (WA) on a Kawasaki ZX6R set on 22/09/16


Scott Laing
 Chief Time Keeper - Scott Laing

Clerk of Course - Simon Maas

Computime Race Timing Systems Pty Ltd © 1996
 Licensed to Computime Race Timing Systems

www.computime.com.au

COMPUTIME RACE TIMING SYSTEMS PTY LTD





ASBK.COM.AU f t i y

Winton Motor Raceway : OFFICIAL TEST : April 11 & 12

SUPERSPORT

Wednesday Practice 2

Date: 12/04/17
 Event: P18
 Weather: Sunny - 20.4C
 Track: Dry - 38.5C


Started at: 12:00:03
 Laps: 30 Min
 Starters: 15
 Printed at: 12:34

LAP TIMES

No	Name	Lap 1	Lap 2	Lap 3	Lap 4	Lap 5	Lap 6	Lap 7	Lap 8	Lap 9	Lap 10
5	Ted COLLINS (VIC)	1:38.349	1:24.989	1:33.851	1:24.270	13:07.811	1:33.420	1:24.252	1:24.040		
7	Tom TOPARIS (NSW)	1:42.963	1:29.605	1:29.347	1:30.256	1:28.616	1:28.530	4:45.097	1:35.726	1:28.789	1:28.507
	10	1:28.708	1:28.430	1:28.075							
12	Mark CHIODO (VIC)	1:36.979	1:27.435	1:26.253	1:25.559	1:24.962	1:24.640	1:24.328	1:24.499		
18	Joel RHODES (NSW)	1:40.875	1:31.885	1:30.244	1:30.048	1:28.839	1:28.830	1:29.025	1:28.849	2:59.609	1:38.061
	10	1:29.303	1:29.184	1:29.069	1:29.461	1:28.927	1:28.661	1:30.254			
21	Samuel LAMBERT (NT)	1:33.157	1:26.065	1:26.364	1:26.196	1:25.391	4:19.841	1:31.710	1:25.364	1:26.689	1:25.494
27	Nic LIMINTON (SA)	1:39.072	1:28.530	1:27.591	1:27.424	1:26.729	1:26.655	1:26.437	3:21.474	1:34.926	1:32.311
	10	1:26.516	1:25.883	1:32.185	1:27.574	1:30.679	1:28.024	1:25.690			
29	Patrick LI (NSW)	1:35.011	1:29.706	1:30.936	1:29.772	1:29.709	1:29.627	1:29.482	1:29.755	6:57.845	1:35.504
	10	1:29.643	1:30.243	1:29.999	1:30.028						
31	John HUNT (SA)	1:29.623	1:27.384	1:26.969	1:26.772	1:35.107	1:26.397	1:26.604	1:43.492	1:26.798	1:41.073
	10	1:26.232	1:25.976	1:25.911	1:46.901	1:27.395	1:35.492	1:26.479	1:39.188	1:26.799	
46	Aidan HAYES (NSW)	1:33.414	1:31.536	1:31.767	4:10.264	1:37.447	1:31.765	1:32.577	1:31.067	1:30.265	1:29.837
	10	1:31.193	1:30.739	1:30.568	1:32.671						
47	Giuseppe SCARCELLA (NSW)	1:35.487	1:28.070	1:27.953	1:27.977	1:28.322	1:28.396	2:31.085	1:42.923	1:29.027	1:28.477
	10	1:28.974	1:28.787								
53	Mason COOTE (VIC)	1:47.017	1:27.133	1:25.471	1:25.272	3:49.666	1:36.840	1:29.752	1:27.715	1:26.510	
56	Jimmy BROADBENT (NSW)	1:36.547	1:29.237	1:27.884	1:28.123	1:27.353	1:27.802	4:03.671	1:35.573	1:28.517	1:27.499
	10	1:35.488	1:29.142	1:30.386	1:31.704	1:30.790	1:31.303				
64	Sam CONDON (NSW)	1:29.516	1:26.859	1:25.381	1:26.707	1:25.487	1:25.176	1:24.907	3:40.706	1:41.315	1:29.483
	10	1:27.585	1:28.074	1:27.956							
70	Sam MULDOON (NSW)	1:35.650	1:29.939	1:28.753	1:28.192	1:28.113	1:27.688	1:27.936	1:27.621	1:28.193	1:27.998
	10	1:27.811	1:27.762	1:27.427	1:27.371	1:28.188	1:27.829	1:27.446	1:27.769		
82	Chris QUINN (NSW)	1:47.872	1:27.961	1:25.959	1:29.770	1:25.661	1:25.314	1:25.447	4:45.695	1:38.313	1:26.759
	10	1:24.923	3:21.180	1:32.228	1:24.622						

Scott Laing
 Chief Time Keeper - Scott Laing

Clerk of Course - Simon Maas



Computime Race Timing Systems Pty Ltd © 1996
 Licensed to Computime Race Timing Systems

www.computime.com.au

COMPUTIME RACE TIMING SYSTEMS PTY LTD



ASBK.COM.AU f t i y

Winton Motor Raceway : OFFICIAL TEST : April 11 & 12

SUPERSPORT

Wednesday Practice 2

Date: 12/04/17
 Event: P18
 Weather: Sunny - 20.4C
 Track: Dry - 38.5C


Started at: 12:00:03
 Laps: 30 Min
 Starters: 15
 Printed at: 12:34

SPLIT TIMES

Lap	Split 1	Split 2	Split 3	Split 4	Lap Time	Spd	Lap	Split 1	Split 2	Split 3	Split 4	Lap Time	Spd
5 Ted COLLINS (VIC) (1st)							4	12.671	15.100	32.374	29.903	1:30.048	206
1	15.454	15.384	34.155	33.356	1:38.349 P		5	12.375	15.075	32.226	29.163	1:28.839	208
2	11.873	14.336	30.858	27.922	1:24.989	214	6	12.333	15.136	32.212	29.149	1:28.830	207
3	14.578	17.687	33.218	28.368	1:33.851	217	7	12.334	15.109	32.085	29.497	1:29.025	206
4	11.686	14.186	30.562	27.836	1:24.270	216	8	12.304	15.326	32.089	29.130	1:28.849	207
5	12.938	15.971	33.714	12:05.188	13:07.811	219	9	12.463	16.280	35.937	1:54.929	2:59.609	207
6	17.165	15.174	32.342	28.739	1:33.420 P		10	18.349	16.391	33.567	29.754	1:38.061 P	
7	11.771	14.092	30.554	27.835	1:24.252	213	11	12.485	15.428	32.246	29.144	1:29.303	204
8	11.664	14.022	30.499	27.855	1:24.040	215	12	12.328	15.099	32.589	29.168	1:29.184	207
							13	12.222	15.102	32.266	29.479	1:29.069	207
							14	12.257	15.267	32.603	29.334	1:29.461	206
7 Tom TOPARIS (NSW) (12th)							15	12.213	15.203	32.247	29.264	1:28.927	207
1	24.102	16.071	33.198	29.592	1:42.963 P		16	12.105	15.194	32.185	29.177	1:28.661	205
2	12.666	15.311	32.359	29.269	1:29.605	212	17	12.739	15.639	32.612	29.264	1:30.254	208
3	12.504	15.216	32.484	29.143	1:29.347	212							
4	12.612	15.313	32.525	29.806	1:30.256	213							
5	12.485	14.989	32.213	28.929	1:28.616	210	21 Samuel LAMBERT (NT) (6th)						
6	12.351	15.134	32.093	28.952	1:28.530	212	1	17.458	15.478	31.573	28.648	1:33.157 P	
7	12.332	15.243	32.357	3:45.165	4:45.097	212	2	11.994	14.541	31.188	28.342	1:26.065	208
8	18.137	15.822	32.349	29.418	1:35.726 P		3	11.797	14.503	31.643	28.421	1:26.364	209
9	12.417	15.066	32.535	28.771	1:28.789	210	4	11.812	14.499	31.402	28.483	1:26.196	209
10	12.423	15.083	32.069	28.932	1:28.507	213	5	11.827	14.457	30.883	28.224	1:25.391	209
11	12.265	15.092	32.344	29.007	1:28.708	210	6	13.052	20.138	40.257	3:06.394	4:19.841	210
12	12.282	15.055	32.106	28.987	1:28.430	211	7	16.494	15.298	31.570	28.348	1:31.710 P	
13	12.257	15.122	32.069	28.627	1:28.075	210	8	11.777	14.347	30.947	28.293	1:25.364	208
							9	11.799	15.375	31.148	28.367	1:26.689	211
							10	11.803	14.470	30.844	28.377	1:25.494	208
12 Mark CHIDO (VIC) (2nd)							27 Nic LIMINTON (SA) (7th)						
1	16.686	16.571	33.716	30.006	1:36.979 P		1	17.631	16.970	34.679	29.792	1:39.072 P	
2	12.115	14.835	32.058	28.427	1:27.435	213	2	12.202	15.013	32.364	28.951	1:28.530	211
3	12.002	14.515	31.329	28.407	1:26.253	216	3	12.053	14.689	31.965	28.884	1:27.591	211
4	11.816	14.428	31.006	28.309	1:25.559	216	4	11.862	14.667	31.732	29.163	1:27.424	212
5	11.802	14.341	30.955	27.864	1:24.962	216	5	11.802	14.606	31.568	28.753	1:26.729	213
6	11.688	14.407	30.739	27.806	1:24.640	216	6	11.872	14.510	31.403	28.870	1:26.655	213
7	11.671	14.286	30.700	27.671	1:24.328	216	7	11.766	14.609	31.563	28.499	1:26.437	212
8	11.733	14.199	30.791	27.776	1:24.499	216	8	13.469	19.248	35.214	2:13.543	3:21.474	213
							9	16.986	15.583	33.291	29.066	1:34.926 P	
18 Joel RHODES (NSW) (13th)							10	12.084	14.847	34.981	30.399	1:32.311	211
1	17.876	17.211	34.967	30.821	1:40.875 P		11	11.900	14.492	31.475	28.649	1:26.516	211
2	13.063	15.775	33.282	29.765	1:31.885	203							
3	12.553	15.306	32.660	29.725	1:30.244	205							

Scott Laing
 Chief Time Keeper - Scott Laing

Clerk of Course - Simon Maas



Computime Race Timing Systems Pty Ltd © 1996
 Licensed to Computime Race Timing Systems

www.computime.com.au

COMPUTIME RACE TIMING SYSTEMS PTY LTD



ASBK.COM.AU f t i y

Winton Motor Raceway : OFFICIAL TEST : April 11 & 12

SUPERSPORT

Wednesday Practice 2

Date: 12/04/17
 Event: P18
 Weather: Sunny - 20.4C
 Track: Dry - 38.5C

Started at: 12:00:03
 Laps: 30 Min
 Starters: 15
 Printed at: 12:34


SPLIT TIMES

Lap	Split 1	Split 2	Split 3	Split 4	Lap Time	Spd	Lap	Split 1	Split 2	Split 3	Split 4	Lap Time	Spd
12	11.723	14.496	31.186	28.478	1:25.883	213	16	12.054	14.766	31.429	29.146	1:27.395	211
13	11.694	14.588	36.079	29.824	1:32.185	212	17	12.922	16.630	35.439	30.501	1:35.492	210
14	11.707	14.536	31.469	29.862	1:27.574	213	18	12.223	14.782	31.200	28.274	1:26.479	209
15	13.400	16.377	32.313	28.589	1:30.679	213	19	12.049	15.837	39.186	32.116	1:39.188	208
16	11.915	14.797	32.746	28.566	1:28.024	212	20	12.121	14.863	31.263	28.552	1:26.799	209
17	11.723	14.347	31.302	28.318	1:25.690	212							
29 Patrick LI (NSW) (14th)							46 Aidan HAYES (NSW) (15th)						
1	16.740	15.678	33.114	29.479	1:35.011 P		1					1:33.414	
2	12.514	15.127	32.866	29.199	1:29.706	207	2					1:31.536	
3	13.405	15.342	32.598	29.591	1:30.936	209	3					1:31.767	
4	12.555	15.433	32.478	29.306	1:29.772	208	4					4:10.264	
5	12.515	15.153	32.585	29.456	1:29.709	208	5	18.307	15.904	32.705	30.531	1:37.447 P	
6	12.568	15.196	32.430	29.433	1:29.627	207	6	13.164	15.527	32.956	30.118	1:31.765	195
7	12.450	15.151	32.382	29.499	1:29.482	209	7	12.827	15.568	33.929	30.253	1:32.577	201
8	12.404	15.104	32.675	29.572	1:29.755	207	8	12.827	15.463	32.828	29.949	1:31.067	201
9	13.091	20.690	38.352	5:45.712	6:57.845	206	9	12.734	15.399	32.588	29.544	1:30.265	203
10	18.179	15.258	32.663	29.404	1:35.504 P		10	12.767	15.324	32.131	29.615	1:29.837	204
11	12.493	15.190	32.602	29.358	1:29.643	207	11	13.419	15.352	32.493	29.929	1:31.193	205
12	12.395	15.238	33.093	29.517	1:30.243	208	12	12.897	15.557	32.494	29.791	1:30.739	204
13	12.508	15.272	32.760	29.459	1:29.999	209	13	12.886	15.384	32.385	29.913	1:30.568	203
14	12.394	15.140	32.866	29.628	1:30.028	208	14	12.978	15.393	32.957	31.343	1:32.671	203
31 John HUNT (SA) (8th)							47 Giuseppe SCARCELLA (NSW) (11th)						
1	21.835	16.187	34.517	30.353	1:42.892		1	16.937	16.035	33.145	29.370	1:35.487 P	
2	12.355	15.055	32.917	29.296	1:29.623	211	2	12.237	14.806	32.155	28.872	1:28.070	212
3	12.122	14.976	31.627	28.659	1:27.384	211	3	12.169	14.749	32.290	28.745	1:27.953	213
4	12.084	14.876	31.434	28.575	1:26.969	211	4	12.079	14.893	32.219	28.786	1:27.977	213
5	12.029	14.794	31.465	28.484	1:26.772	211	5	12.249	14.971	32.265	28.837	1:28.322	213
6	13.333	18.406	35.066	28.302	1:35.107	210	6	12.107	15.111	32.251	28.927	1:28.396	213
7	11.978	14.700	31.360	28.359	1:26.397	212	7	12.656	21.605	47.149	1:09.675	2:31.085	213
8	12.038	14.786	31.348	28.432	1:26.604	211	8	24.297	16.368	32.876	29.382	1:42.923 P	
9	13.206	17.383	39.581	33.322	1:43.492	211	9	12.242	15.098	32.273	29.414	1:29.027	214
10	12.109	14.776	31.319	28.594	1:26.798	211	10	12.220	15.113	32.207	28.937	1:28.477	215
11	12.725	16.590	38.165	33.593	1:41.073	211	11	12.193	15.294	32.398	29.089	1:28.974	213
12	12.082	14.746	31.098	28.306	1:26.232	209	12	12.248	15.141	32.310	29.088	1:28.787	213
13	11.955	14.618	31.008	28.395	1:25.976	210	53 Mason COOTE (VIC) (5th)						
14	11.947	14.663	31.081	28.220	1:25.911	211	1	21.021	16.217	34.545	35.234	1:47.017 P	
15	12.700	17.051	41.144	36.006	1:46.901	210	2	12.425	14.975	31.347	28.386	1:27.133	215

Scott Laing

Chief Time Keeper - Scott Laing

Clerk of Course - Simon Maas



Computime Race Timing Systems Pty Ltd © 1996
 Licensed to Computime Race Timing Systems

www.computime.com.au

COMPUTIME RACE TIMING SYSTEMS PTY LTD



ASBK.COM.AU f t i y

Winton Motor Raceway : OFFICIAL TEST : April 11 & 12

SUPERSPORT

Wednesday Practice 2

Date: 12/04/17
 Event: P18
 Weather: Sunny - 20.4C
 Track: Dry - 38.5C

Started at: 12:00:03
 Laps: 30 Min
 Starters: 15
 Printed at: 12:34

SPLIT TIMES

Lap	Split 1	Split 2	Split 3	Split 4	Lap Time	Spd	Lap	Split 1	Split 2	Split 3	Split 4	Lap Time	Spd
3	11.829	14.534	30.826	28.282	1:25.471	216	13	12.135	14.653	32.324	28.962	1:28.074	213
4	11.948	14.434	30.832	28.058	1:25.272	218	14	11.993	14.626	32.317	29.020	1:27.956	212
5	12.103	15.384	34.054	2:48.125	3:49.666	218							
6	19.640	15.826	32.296	29.078	1:36.840	P							
7	12.215	15.326	33.424	28.787	1:29.752	216							
8	12.015	14.620	32.495	28.585	1:27.715	216							
9	12.101	14.749	31.433	28.227	1:26.510	217							
56 Jimmy BROADBENT (NSW) (9th)							70 Sam MULDOON (NSW) (10th)						
1	18.322	15.973	32.511	29.741	1:36.547	P	1	16.345	16.048	33.458	29.799	1:35.650	P
2	12.243	15.242	32.141	29.611	1:29.237	208	2	12.203	15.414	32.865	29.457	1:29.939	207
3	12.163	15.175	31.653	28.893	1:27.884	211	3	11.992	15.232	32.345	29.184	1:28.753	209
4	12.055	15.188	31.835	29.045	1:28.123	213	4	12.123	15.026	32.057	28.986	1:28.192	210
5	12.124	14.921	31.512	28.796	1:27.353	212	5	12.049	15.074	31.964	29.026	1:28.113	208
6	12.041	15.102	31.859	28.800	1:27.802	208	6	11.953	15.055	31.707	28.973	1:27.688	209
7	12.067	15.188	33.474	3:02.942	4:03.671	213	7	12.001	14.970	31.903	29.062	1:27.936	207
8	18.952	15.545	31.954	29.122	1:35.573	P	8	12.017	15.193	31.790	28.621	1:27.621	208
9	12.320	15.193	31.651	29.353	1:28.517	207	9	12.115	14.987	31.909	29.182	1:28.193	209
10	12.162	15.084	31.566	28.687	1:27.499	209	10	12.045	14.892	32.225	28.836	1:27.998	208
11	12.026	14.944	33.321	35.197	1:35.488	209	11	12.155	14.955	31.846	28.855	1:27.811	210
12	12.603	15.175	32.212	29.152	1:29.142	207	12	11.993	15.001	31.767	29.001	1:27.762	211
13	12.171	15.327	33.601	29.287	1:30.386	210	13	12.016	14.977	31.778	28.656	1:27.427	208
14	12.430	15.557	34.160	29.557	1:31.704	206	14	12.038	14.946	31.793	28.594	1:27.371	211
15	12.160	15.193	33.396	30.041	1:30.790	208	15	12.107	15.027	31.853	29.201	1:28.188	210
16	12.363	16.138	33.278	29.524	1:31.303	207	16	12.319	15.049	31.814	28.647	1:27.829	210
64 Sam CONDON (NSW) (4th)							82 Chris QUINN (NSW) (3rd)						
1	21.145	16.447	34.434	30.310	1:42.336		1	22.190	19.028	36.163	30.491	1:47.872	P
2	12.553	15.080	32.798	29.085	1:29.516	209	2	12.395	15.025	31.721	28.820	1:27.961	210
3	12.072	14.567	31.472	28.748	1:26.859	211	3	11.982	14.507	30.994	28.476	1:25.959	212
4	11.908	14.344	30.850	28.279	1:25.381	213	4	11.774	14.531	34.496	28.969	1:29.770	213
5	11.903	14.546	31.612	28.646	1:26.707	213	5	11.814	14.398	31.053	28.396	1:25.661	213
6	11.890	14.239	30.950	28.408	1:25.487	213	6	11.793	14.286	30.840	28.395	1:25.314	213
7	11.804	14.315	30.743	28.314	1:25.176	213	7	11.748	14.369	31.005	28.325	1:25.447	212
8	11.806	14.280	30.609	28.212	1:24.907	212	8	11.812	14.436	36.349	3:43.098	4:45.695	211
9	12.288	15.252	33.045	2:40.121	3:40.706	214	9	20.362	16.752	32.513	28.686	1:38.313	P
10	21.458	16.691	33.513	29.653	1:41.315	P	10	11.807	14.478	31.878	28.596	1:26.759	212
11	12.557	15.035	32.833	29.058	1:29.483	210	11	11.712	14.326	30.757	28.128	1:24.923	211
12	12.088	14.628	31.951	28.918	1:27.585	212	12	14.214	18.078	37.019	2:11.869	3:21.180	213
							13	16.429	15.462	31.739	28.598	1:32.228	P
							14	11.625	14.284	30.689	28.024	1:24.622	211



Scott Laing
 Chief Time Keeper - Scott Laing

Clerk of Course - Simon Maas

Computime Race Timing Systems Pty Ltd © 1996
 Licensed to Computime Race Timing Systems

www.computime.com.au

COMPUTIME RACE TIMING SYSTEMS PTY LTD





ASBK.COM.AU f t i y

Winton Motor Raceway : OFFICIAL TEST : April 11 & 12

SUPERSPORT

Wednesday Practice 2

Date: 12/04/17
 Event: P18
 Weather: Sunny - 20.4C
 Track: Dry - 38.5C

Started at: 12:00:03
 Laps: 30 Min
 Starters: 15
 Printed at: 12:34

FASTEST LAPS SEQUENCE

Race Time	No	Name	Machine	Fastest Lap	On Lap
2:40.867	18	Joel RHODES (NSW)	Yamaha YZF-R6	1:40.875	1
2:51.153	5	Ted COLLINS (VIC)	Suzuki GSX-R	1:38.349	1
3:11.852	64	Sam CONDON (NSW)	Yamaha YZF-R6	1:29.516	1
4:16.142	5	Ted COLLINS (VIC)	Suzuki GSX-R	1:24.989	2
7:14.263	5	Ted COLLINS (VIC)	Suzuki GSX-R	1:24.270	4
23:19.746	5	Ted COLLINS (VIC)	Suzuki GSX-R	1:24.252	7
24:43.786	5	Ted COLLINS (VIC)	Suzuki GSX-R	1:24.040	8

Scott Laing


Chief Time Keeper - Scott Laing

Clerk of Course - Simon Maas

Computime Race Timing Systems Pty Ltd © 1996
 Licensed to Computime Race Timing Systems

www.computime.com.au

COMPUTIME RACE TIMING SYSTEMS PTY LTD





ASBK.COM.AU f t i y

Winton Motor Raceway : OFFICIAL TEST : April 11 & 12

SUPERSPORT

Wednesday Practice 2

Date: 12/04/17
 Event: P18
 Weather: Sunny - 20.4C
 Track: Dry - 38.5C

Started at: 12:00:03
 Laps: 30 Min
 Starters: 15
 Printed at: 12:34


BEST PARTIAL TIMES

Pos	Split 1		Split 2		Split 3		Split 4		LAP		Ideal	Fastest
	Name	Time	Name	Time	Name	Time	Name	Time	Name	Time		
1	C. QUINN	11.625	T. COLLINS	14.022	T. COLLINS	30.499	M. CHIODO	27.671	T. COLLINS	1:24.020	1:24.040	
2	T. COLLINS	11.664	M. CHIODO	14.199	S. CONDON	30.609	T. COLLINS	27.835	M. CHIODO	1:24.241	1:24.328	
3	M. CHIODO	11.671	S. CONDON	14.239	C. QUINN	30.689	C. QUINN	28.024	C. QUINN	1:24.622	1:24.622	
4	N. LIMINTON	11.694	C. QUINN	14.284	M. CHIODO	30.700	M. COOTE	28.058	S. CONDON	1:24.864	1:24.907	
5	S. LAMBERT	11.777	N. LIMINTON	14.347	M. COOTE	30.826	S. CONDON	28.212	M. COOTE	1:25.147	1:25.272	
6	S. CONDON	11.804	S. LAMBERT	14.347	S. LAMBERT	30.844	J. HUNT	28.220	S. LAMBERT	1:25.192	1:25.364	
7	M. COOTE	11.829	M. COOTE	14.434	J. HUNT	31.008	S. LAMBERT	28.224	N. LIMINTON	1:25.545	1:25.690	
8	J. HUNT	11.947	J. HUNT	14.618	N. LIMINTON	31.186	N. LIMINTON	28.318	J. HUNT	1:25.793	1:25.911	
9	S. MULDOON	11.953	G. SCARCELL	14.749	J. BROADBEN	31.512	S. MULDOON	28.594	S. MULDOON	1:27.101	1:27.371	
10	J. BROADBEN	12.026	S. MULDOON	14.847	S. MULDOON	31.707	T. TOPARIS	28.627	J. BROADBE	1:27.146	1:27.353	
11	G. SCARCELL	12.079	J. BROADBEN	14.921	T. TOPARIS	31.992	J. BROADBEN	28.687	G. SCARCELL	1:27.728	1:27.953	
12	J. RHODES	12.105	T. TOPARIS	14.989	J. RHODES	32.085	G. SCARCELL	28.745	T. TOPARIS	1:27.865	1:28.075	
13	T. TOPARIS	12.257	J. RHODES	15.075	A. HAYES	32.131	J. RHODES	29.130	J. RHODES	1:28.395	1:28.661	
14	P. LI	12.394	P. LI	15.104	G. SCARCELL	32.155	P. LI	29.199	P. LI	1:29.079	1:29.482	
15	A. HAYES	12.734	A. HAYES	15.324	P. LI	32.382	A. HAYES	29.544	A. HAYES	1:29.733	1:29.837	

Scott Laing

Chief Time Keeper - Scott Laing

Clerk of Course - Simon Maas



Computime Race Timing Systems Pty Ltd © 1996
 Licensed to Computime Race Timing Systems

www.computime.com.au

COMPUTIME RACE TIMING SYSTEMS PTY LTD